

ENDERA

ENDERA ELECTRIC



JOIN US IN A NEW ERA OF CLEAN MOBILITY

**INNOVATIVE ELECTRIC VEHICLES DESIGNED TO MEET VARIOUS
TRANSPORTATION AND BUSINESS NEEDS**

Endera's Electric Shuttle Bus:

The Endera Electric Shuttle Bus line of all-electric shuttle buses is set to transform the transportation industry with its impressive range and charging capabilities.




Endera's Electric Logistics Truck:

The Endera Electric Logistics Truck is designed as a zero emission, reliable transportation solution for local distribution, pickup, and delivery tasks.

Endera's Electric Shuttle and Logistics Trucks offer electric vehicle solutions that are efficient, environmentally conscious, and customizable to meet the unique requirements of businesses involved in passenger transport and logistics fleet operators. EV installation and body built under one roof in Ohio.

For More Information Contact:

hello@enderacorp.com | www.enderacorp.com | (307) 776-9400

-  **ZERO EMISSIONS**
-  **NO NOISE POLLUTION**
-  **LOW MAINTENANCE**

UP TO **60%**
savings in maintenance costs

UP TO **80%**
savings on energy costs



ENDERA ELECTRIC SHUTTLE

TECHNICAL SPECIFICATIONS HIGHLIGHTS

WEIGHT & DIMENSIONS




MODELS	B4 XR (24'), B5 XR (25')
OVERALL HEIGHT	9'-6" (Varies by Floorplan)
GVWR	14,500 lbs
WHEELBASE	176 in
PASSENGER CAPACITY	Up to 14+2/16+1 ADA or 18 pax
CHASSIS	Ford E450

ELECTRIC POWERTRAIN

MAXIMUM SPEED	75 mph (can be limited to lower speeds with software)
RANGE/KWH	135-150 miles, 144 kWh
CHARGE TIME	2 hrs - DC fast charge 8 hrs - AC LVL2 charger

POPULAR OPTIONS

- Heavy duty driver's step
- Backup camera system
- CCTV internal camera system
- Front and Rear ADA compatibility (lift, grab rails, wheelchair tie downs)
- Sidewall & seat color options
- Seating fabric upgrades
- Luggage capacity (rear or internal rack systems)
- AC & Heaters

-  **ZERO EMISSIONS**
-  **NO NOISE POLLUTION**
-  **LOW MAINTENANCE**

UP TO **60%**
savings in maintenance costs

UP TO **80%**
savings on energy costs



ENDERA ELECTRIC STRAIGHT TRUCK

TECHNICAL SPECIFICATIONS HIGHLIGHTS

WEIGHT & DIMENSIONS

MODELS B5 XR (15'), B6 XR (16'), B7 XR (17'), B8 XR (18')

OVERALL HEIGHT 9'-6"
(Varies by Size)

GVWR 14,500 lbs

WHEELBASE 176 in

PAYLOAD CAPACITY Aprox. 5,000lbs

CHASSIS Ford E450

ELECTRIC POWERTRAIN

MAXIMUM SPEED 75 mph
(can be limited to lower speeds with software)

RANGE/KWH 140-160 miles, 144 kWh

CHARGE TIME 2 hrs - DC fast charge
8 hrs - AC LVL2 charger

POPULAR OPTIONS

- Heavy duty driver's step
- Cab Access Door
- CCTV internal camera system
- Sliding Side Cargo Door
- 360 Degree Safety Package
- Increased Cab Headroom
- Rear Lift Gate
- Lightweight Body Construction